

YARD + FOOD WASTE

Yard + food waste service is available by subscription.
Visit wmnorthwest.com/stanwood to sign up.



Food Scraps








Food-Soiled Paper



Yard Trimmings



KEEP OUT of Your Yard + Food Waste

-  Plastic Bags + Containers
-  Glass + Metal
-  Liquids
-  "Compostable" Serveware
-  Fat, Oil + Grease
-  Diapers + Pet Waste

Yard + Food Waste Tips:

- In your kitchen, gather food scraps in a colander or strainer, reusable container with a lid or a paper bag.
- Empty into your outdoor yard/food cart frequently.
- Layer food scraps with yard waste or newspaper to absorb liquids.

Extra Yard Waste:

There is a charge for extra yard waste that doesn't fit in your container with the lid closed.

Put extra yard waste only in:

- Cans with handles (32 gal., 65 lb. limit)
- Label cans "Yard"
- Bundle tied with twine (4'x2' limit)
- Paper leaf bags