



GARBAGE

Bag all garbage and put it in your **gray** cart.



Non-Recyclable Plastic



Non-Recyclable Glass











Non-Recyclable Paper



Non-Recyclable Metal



KEEP OUT of Your Garbage

-  NO hazardous waste
  NO fluorescent bulbs
  NO computers
 NO medical waste
  NO fuel tanks
  NO televisions
 NO syringes
  NO liquids

Garbage Guidelines

- Please bag all garbage.
- Double bag pet waste, pet litter, packing pellets, vacuum dust, sawdust, and cold ashes.
- Weight limit: 32-gal/65 lbs

Extra Garbage:

Garbage charges are based on container size. There is a charge for extra garbage that doesn't fit in your container with the lid closed. Bulky items like mattresses, appliances, and building materials can be picked up by special arrangement for a fee.