

School Waste & Recycling Investigation:

LUNCHROOM



Garbage

- ▶ Write down some items you see in the garbage:

- ▶ Does the garbage contain items that can be recycled?

YES

NO

- ▶ If yes, write the items below:

- ▶ Are there items in the garbage that can be reused?

YES

NO

- ▶ If yes, circle the items: ★unused napkins ★uneaten food ★unopened drinks
★unopened utensils ★unused condiment packets ★clean bags ★other _____

- ▶ Write one action your school could take to create less garbage in the lunchroom:

1.

Recycling

NOTE: Skip this part if your school does not have lunchroom recycling.

- ▶ Look inside the lunchroom recycling bins. Is there contamination?

YES

NO

If yes, circle any of the contaminants that you see:

★liquids ★food ★chip bags ★wrappers ★lids and caps ★zip top bags ★other _____

- ▶ Are there signs on or near the recycling bins to show what can and cannot be recycled?

YES

NO

If no, how many signs are needed?

- ▶ How often are the recycling stations monitored to remind people what can and cannot be recycled?

★ Never

★ Sometimes

★ Most of the time

★ Always

- ▶ Does your school have compost collection?

YES

NO

School Waste & Recycling Investigation:

Rethink & Reduce

LUNCHROOM



- ▶ What type of lunch trays does your school use?
★plastic ★styrofoam ★cardboard/paper
- ▶ What type of utensils does your school use?
★metal ★plastic
- ▶ Is there a share table where unwanted food can be placed and then used by others? YES NO
- ▶ Does your school have "waste free" lunch events? YES NO

Action Plan

- *Work with your team to answer the questions below.*
- *Be prepared to share your answers with everyone when you return to class.*

When we investigated the lunchroom, we were surprised to see:


1.

2.

Our Green Team can take the following ACTIONS to create less garbage and improve recycling in the lunchroom:

1.

2.



School Waste & Recycling Investigation:

CLASSROOMS

Visit several empty classrooms and use your observation skills to answer the questions below.

Garbage

▶ What are the most common items you see in the garbage cans?

▶ Are there items in the garbage that could have been recycled?

YES

NO

If yes, write the items below:

▶ Does the garbage contain items that could have been used or re-used?

YES

NO

If yes, list the items below:

Recycling

▶ Does every garbage can have a recycling bin next to it?

YES

NO

▶ Are there signs showing what can and cannot be recycled?

YES

NO

If no, how many signs are needed?

▶ Is there contamination in the recycling bins?

YES

NO


If yes, circle any of the contaminants that you see:

★liquids ★food ★chip bags ★wrappers ★lids and caps ★pencils ★other _____

▶ Is there paper in the recycling bin that was only used on one side?

YES

NO



School Waste & Recycling Investigation:

CLASSROOMS

When you visit classrooms, have the teacher help you answer the questions below.

Rethink & Reduce

- ▶ Do any classes collect one-sided paper for re-use? YES NO
- ▶ Look around the classrooms. Do you see items being re-used? YES NO
If yes, write the items below:
- ▶ Most students bring snacks in packaging that is: (circle one)
reused thrown away recycled when done
- ▶ Most students bring bottled water reusable water bottle to class. (circle one)

Action Plan

- Work with your team to answer the questions below.
- Be prepared to share your answers with everyone when you return to class.

We were surprised to see:

- 1.
- 2.

Our Green Team can take the following ACTIONS to create less garbage and improve recycling in our classrooms:

- 1.
- 2.


School Waste & Recycling Investigation:

OFFICE AREAS

Main Office

Interview someone who works in the main office to help you answer the questions below:


- ▶ Does every garbage can have a recycling bin next to it? YES NO
- ▶ Are there signs showing what can and cannot be recycled? YES NO
- ▶ If no, how many signs are needed?
- ▶ Does the office take actions to reduce unwanted junk mail? YES NO
- ▶ Does the office save items for re-use? **Circle all that apply:**
 - ★one sided paper ★envelopes/mailers ★bubble wrap/packing peanuts
 - ★cardboard boxes ★lost and found items get donated ★other _____
- ▶ Does the office recycle any of the items below? **Circle all that apply:**
 - ★ink cartridges ★computers/electronics ★batteries ★other _____



Staff Work Room

Ask a staff person to take you on a tour of the staff work room. Answer the questions below.

- ▶ Are there recycling bins present? YES NO
- ▶ Does every garbage can have a recycling bin next to it? YES NO
- ▶ Are staff able to make double-sided copies? YES NO
- ▶ Does your school use paper made from recycled content? YES NO
- ▶ Is there a place to collect one-sided paper for re-use? YES NO



School Waste & Recycling Investigation:

OFFICE AREAS

Staff Lounge

Ask a staff person to take you on a tour of the staff lounge.
Answer the questions below.

- ▶ Are there items in the garbage that could have been recycled? YES NO

If yes, write the items below:


- ▶ Does every garbage can have a recycling bin next to it? YES NO

- ▶ Are there signs telling people what can and cannot be recycled? YES NO

If no, how many signs are needed?

- ▶ Is there a compost bin? YES NO

- ▶ Are there re-usable coffee mugs, plates and utensils? YES NO



Action Plan

- *Work with your team to answer the questions below.*
- *Be prepared to share your answers with everyone when you return to class.*

We were surprised to see:

1.

2.

Our Green Team can take the following ACTIONS to create less garbage and improve recycling in the staff areas:

1.

2.