

# YOUR SNOHOMISH COUNTY Residential Recycling Guide

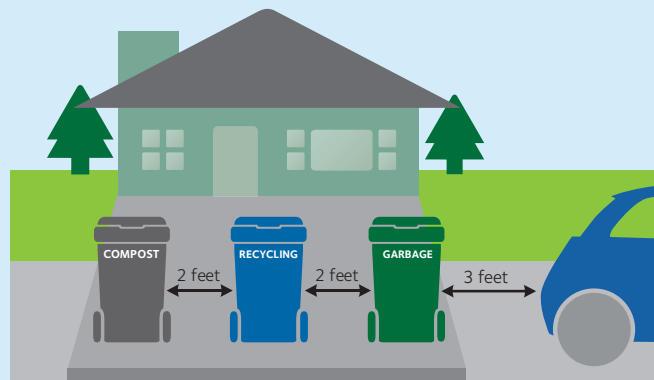
Waste Management is pleased to provide these guidelines to help make it easier to use our services.

**Please save and post for easy reference.**

[www.wmnorthwest.com/snohomishcounty](http://www.wmnorthwest.com/snohomishcounty)



# COLLECTION GUIDELINES



## Weather Delay?

If weather conditions prevent safe collection, up to twice as much material will be collected at no extra charge on your next regular collection day for each container not emptied. No credits are issued for collection delays due to weather.

Visit **[wmnorthwest.com/weatherboard](http://wmnorthwest.com/weatherboard)** for information on weather-related service delays.

## Place containers at curb by 6AM

- Two (2) feet apart with lids opening toward street
- At least three (3) feet from cars, trees and mailboxes, fences and utility boxes
- Please remove containers as soon as possible after collection.

## Waste Management


Monday-Friday 7 a.m. – 5 p.m., Saturday 8 a.m. – 12 p.m.

Our Customer Service Center is here to help:

- **Missed collection**
- **Missing/damaged containers**
- **Sign up or change collection services**
- **Rates, billing and service information**
- **Bulky item pick-up service**
- **Construction/demolition containers**
- **Disabled service**
- **Información en Español**

# STEPS TO RECYCLING SUCCESS

Recycling is an easy way to keep valuable natural resources out of the landfill, *but recycling only works with your help.*



To keep the recycling system healthy, follow these simple steps:

**1. Is it recyclable??** Check your Snohomish County Recycling Guide.

**Yes! It's on the list!**

Proceed to **Step #2**



**Don't see it?**

email **recyclenw@wm.com**

call **1-800-592-9995**

**2. Prepare your recyclables for a new life:**

- Rinse or empty recyclables of all food and liquids
- Separate newspaper from plastic delivery bag  
*Reuse bags, discard in the garbage or bring plastic bags back to a grocery store for recycling*
- Remove plastic wrap and any packaging foam from cardboard  
*Place plastic wrap and foam packaging in garbage. Visit the Community Recycling Resources pages for foam reuse and recycling options*
- Flatten boxes

**3. Do not put bagged recyclables into cart** — empty out recyclables into cart loose  
*Empty paper bags are okay in the recycling cart; empty plastic bags go in the garbage or back to a grocery store for recycling*

**Thank you for doing your part to recycle right!**



# WHY CAN'T I RECYCLE EVERYTHING?

Recycling starts when you put the **right** stuff in your recycling cart. Next, a truck takes it away and then many people, machines and technology work together to sort, transport and incorporate your recycled metal, glass, paper or plastic into new products.

Just because you put something in a recycling bin, it does not mean it can be turned into something new. When the wrong stuff goes in the bin, staff at the recycling center have to remove these items by hand, and throw them in the garbage.

When in doubt,  
check out your  
Recycling Guide!



For a recyclable item to be made into a new product, *all of these things must be true:*

- ✓ **Preparation:** Each recyclable item must be clean and empty of all debris, food or liquids.
- ✓ **Separation:** A recycling facility must be able to separate the item into its own material group so each type of item — cardboard, aluminum, tin, steel, paper, glass, plastic containers — can be properly distributed to the correct manufacturers.
- ✓ **Markets:** A manufacturer must be willing to buy this material.
- ✓ **Manufacturing:** A manufacturer must be able to make a new product out of the recycled item.



# RECYCLING MYTH BUSTERS

**MYTH: All plastics can be recycled.**

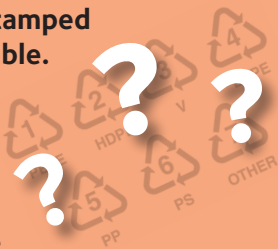
**FACT:** Not all plastics can be successfully recycled. At this time only some plastics can be made into new things. **Recycle plastics by shape - bottles, jugs, dairy tubs and cups.**



**MYTH: A recycling symbol stamped on plastic means it is recyclable.**

**FACT:**

- There are **thousands** of plastic products and packaging, and each one has its own unique chemical recipe.
- The number only tells us what the primary ingredient is in the plastic recipe. Many plastics cannot be made into new products at this time.



**MYTH: It doesn't matter if something belongs in the recycling — the recycling center will sort everything anyway.**

**FACT:**

- There is a lot of garbage sent to the recycling center, and each non-recyclable item is removed by hand by trained staff.
- Garbage placed in the recycling increases the cost of the recycling process and will increase the cost of garbage and recycling service.

**Garbage and Other Things We Find in the in Recycling**

- loose plastic bags
- hoses
- light bulbs
- needles
- toys
- hangers
- straws
- snack wrappers
- cleaning wipes
- food-soiled containers and paper
- non-recyclable plastic

**We're here to help!**

When in doubt, check your Recycling Guide, call the Waste Management Customer Service Center or email recycling experts at [recyclenw@wm.com](mailto:recyclenw@wm.com).

# Waste Prevention is Even Better Than Recycling

- Buy locally produced items to reduce the amount of natural resources needed for shipping, packaging and transportation.
- Choose reusable items such as water bottles, cloth cleaning rags, shopping bags and rechargeable batteries.
- Use durable dishes, cutlery and napkins, instead of disposable paper or plastic.
- Carry your own travel mug, water bottle and cloth napkin.
- Reuse containers for storage.

- Buy bulk foods and other supplies to use less packaging.
- Shop at, and donate items to secondhand stores.
- Repair furniture and tools, rather than replacing.
- Rent, borrow or share infrequently used items such as trailers, power tools, ladders and lawn equipment.



See [www.wm.com/thinkgreen](http://www.wm.com/thinkgreen) for more ideas.

# RECYCLING

Rinse all containers. When placing recyclables into cart, please do not use bags (plastic or paper). Empty clean recyclables loose into your blue recycling cart so everything can be properly sorted at the recycling center.

Ignore the numbers, recycle plastics by shape!

## Clean paper

Newspaper, inserts

Mail, envelopes

Cereal and dry food boxes

*Remove liners*

Paperback books

Magazines, catalogs, phone books

Non-foil wrapping paper

Frozen food boxes

Paper cups

Juice boxes, milk, soy milk and broth containers

Ice cream cartons



## Plastic bottles, jugs, tubs and cups

Milk, juice and soda bottles

Yogurt, dairy and margarine tubs

Shampoo and conditioner bottles

Window, bathroom and kitchen cleaner bottles

Detergent and fabric softener bottles

Pill bottles  
*No prescription vials*

**NEW!** Plastic plant pots, 5-gallon buckets.  
*No soil*



## Cardboard

Flatten all boxes



## Glass jars and bottles

Empty of all food or liquid



## Aluminum and tin cans

Beverage cans

Metal food cans  
*Labels OK*

Empty  
aerosol cans



Aerosol cans that are not empty should be taken to a hazardous waste drop-off site. Visit [www.snoco.org](http://www.snoco.org) and search "hazardous waste" or call 425-388-3425 for details.

## Scrap metal and clean foil

Small non-working metal appliances, pots, tools

*Limit 2 ft. x 2 ft. x 2 ft., 35 lbs.  
No sharp or greasy metal  
Ball clean foil together*



## Recycling Tips

- Empty and rinse out all food residue. Labels do not need to be removed.
- Empty recyclables out of bags and boxes into the cart so they can be easily sorted at the recycling center.
- **Extra recyclables?** At no extra charge, place extra recyclables in a bin or cardboard box at the curb next to your recycling cart.



# COMPOST | FOOD SCRAPS AND YARD DEBRIS

NO  
PLASTIC

These items go in your compost cart.

**No plastic, glass, metal, liquids,  
cooking oil or pet waste.**

## Plants, flowers and yard debris

Houseplants

*No pots*

Grass clippings, weeds

*Remove plastic twine, gardening  
tape or twist ties*

Twigs, branches, roots  
from pruning

Leaves, tree branches

*Under 4 feet long,  
4 inches in diameter*

Holiday trees

*Cut trees into 4 foot sections*

Jack-o-lanterns

*Remove candles*



## Food scraps and leftovers

Fruit and vegetable scraps

Leftovers

Bread, pasta, grains  
and beans

Eggshells, nutshells

Coffee filters and grounds

Tea bags and tea leaves

Meat, fish, poultry

Dairy products such as  
yogurt and cheese



Sign up for compost service by phone or online at  
[wmnorthwest.com/snohomishcounty](http://wmnorthwest.com/snohomishcounty) • 1-800-592-9995  
Monday-Friday 7 a.m. – 5 p.m., Saturday 8 a.m. – 12 p.m.

# Uncoated paper

Greasy paper or pizza boxes

Food-soiled paper towels

Napkins

Shredded paper

Soiled paper containers



Uncoated *non-shiny*  
paper plates

Waxed paper, waxed cardboard

Paper bags

Approved compostable packaging  
See **gogreenscene.com** for details



## Be a Foodcycler! It's easy to do!

Find a kitchen collection method that works for you:

1



A stylish  
compost  
pail.

2



A reusable kitchen  
container, such as  
an old pitcher.

3



A paper bag or  
an approved  
compostable bag.

Empty collected food scraps into your  
compost cart. Your compost cart will be  
picked up on your next collection day. Visit  
**wmnorthwest.com/snohomishcounty**  
for a list of approved compostable bags to  
use in your kitchen compost pail.

**Extra Yard Waste?** There is a charge for  
extra yard waste. Put extra yard waste in  
Kraft paper bags or 32-gallon containers  
with handles and lids (*65 lb. limit*); label  
“yard.” Use Kraft bags to store extra yard  
debris only. Food scraps and uncoated  
paper must be placed in the compost cart.

### Did you know?

Food scraps and yard debris are processed  
into compost, sold locally at home and  
garden stores and used by local farms.





# GARBAGE

Bag all garbage and put in your garbage cart.

## Non-recyclable plastic

Foam take-out containers

Foam packaging and peanuts

Caps and small lids

Empty motor oil and antifreeze containers

Plastic plates and utensils

Empty prescription vials

Garden hoses

Disposable diapers

Hangers

Straws

Shiny snack wrappers, condiment packets

Bows and ribbons

Ziptop bags



## Non-recyclable glass

Mirrors, window glass

Ceramics, dishes

Incandescent and halogen light bulbs only

*Fluorescent light bulbs and tubes need special disposal  
See Hazardous Waste page*



## Non-recyclable paper

Disposable wipes

Hardcover books

**TIP:** Remove pages from the cover and recycle the paper

Foil wrapping paper

Dirty paper and plates

Facial tissue

Shredded paper

**TIP:** Can be placed loose in compost cart

**Donate hardcover books to a local charity or school.**





## Other garbage

Cold ashes

Vacuum bags and dust

Broken office supplies

Pet waste, cat litter

Clothing, cleaning wipes

Toys

Blister packaging

Bag plastic bags and bring them back to the grocery store.



## Non-recyclable metal

Caps, lids

*Less than 3 inches in diameter*

Empty oil containers

Empty latex paint\* cans

*Remove lids; dried, hardened paint okay*

Sharp or greasy metal

Clothes hangers

Small non-working

plastic appliances

*Microwaves, coffee makers, etc.*



**\*Latex paint** is no longer considered hazardous waste. It can be placed in your garbage if it is solidified first. Mix in cat litter, shredded paper, sawdust or paint hardener. Once paint no longer flows, leave the lid off the can, bag it and place it in your garbage container.

## Garbage Guidelines

### PLEASE:

- Bag all garbage.
- Double bag pet waste, pet litter, packing peanuts, vacuum dust, sawdust and cold ashes.

### EXTRA GARBAGE

Garbage charges are based on cart size. There is a charge for extra garbage that doesn't fit in your cart with the lid closed. If your garbage cart lid is open more than 6 inches, there will be a charge for extra garbage.

Bulky items such as mattresses, large appliances and building materials can be picked up by special arrangement for a fee.



# HAZARDOUS WASTE

## Caution. Warning. Danger. Poison.

Many items with these words on the label are considered hazardous. These items cannot be placed in the garbage, recycling, yard waste or poured down the drain. Empty containers can be placed in garbage.

## Computer Equipment Reuse



Some computer equipment can be refurbished and provided to low-income families and aid programs. Interconnection is a non-profit that accepts cell phones, laptops, tablets, desktop computers and LCD monitors at a drop site in Everett. Donations are tax deductible.

- **Interconnection Drop-off Center**  
Batteries Plus  
909 SE Everett Mall Way #500  
Everett, WA 98028  
1-866-621-1068

## TVs & Computers



TVs, monitors, computers, laptops and e-readers are banned from the garbage.

**FREE!** Manufacturers of these products provide free, responsible recycling at 25 locations in Snohomish County.



hotline or visit the Take it Back Network website for recycling locations and details.

- **1-800-RECYCLE**  
[www.1800recycle.wa.gov](http://www.1800recycle.wa.gov)

- **Take It Back Network**  
[www.takeitbacknetwork.org](http://www.takeitbacknetwork.org)



## Batteries & Cell Phones



Manufacturers of these products provide free, responsible recycling at 28 locations in Snohomish County through the Call2Recycle program.

- **Call2Recycle**  
1-877-2-RECYCLE (73-2925)  
[www.call2recycle.org](http://www.call2recycle.org)

## Used Motor Oil

Put in tightly closed 1-gallon milk jugs and take to a hazardous waste station.

- [www.snoco.org](http://www.snoco.org)  
search "solid waste"
- 425-388-3425
- Snohomish County transfer stations



recycled at a variety of locations. Visit [thinkgreenfromhome.com](http://thinkgreenfromhome.com) (1-800-592-9995), [takeitbacknetwork.org](http://takeitbacknetwork.org)

- **Snohomish County Public Utilities (PUD)**

The utility will accept residents' unbroken, burned-out CFL bulbs at all of its office locations in Snohomish County: Electric Building Headquarters, Arlington, Monroe, South County, Snohomish and Stanwood.  
[www.snopud.com](http://www.snopud.com)

## Needles & Sharps

Used needles and sharps are dangerous in garbage because they can injure sorters and spread disease. A special "Sharps Collector" is available from some local pharmacies and other service providers.



Visit [www.co.snohomish.wa.us](http://www.co.snohomish.wa.us), search "sharps"

For alternative disposal options contact:

- **Snohomish Health District**  
425-339-5250

1-800-RECYCLE for more recycling locations and details.

## Other Electronics

Computer and TV peripherals (printers, keyboards, cords, ink cartridges, etc.) and electronics such as cell phones, stereos, CD/DVD/VCR/Blu-ray players and household electronics should be properly recycled and are accepted at some locations for free or for a fee.




Visit online or call the Washington Department of Ecology recycling

[www.snoco.org](http://www.snoco.org), search “transfer stations” for locations and quantity limitations

**Auto Parts Stores:** Most auto part stores will accept used motor oil for recycling. Call ahead for quantities and restrictions.

## Fluorescent Tubes & Bulbs



Compact fluorescent lights and tubes are banned from the garbage and can be

## ■ Snohomish County Solid Waste Division

425-388-3425, press 0

Or visit [wm.com/wm/services/healthcare](http://wm.com/wm/services/healthcare)

## Medication

Unwanted medication can be dropped-off at participating Take Back Your Meds locations.



Visit [takebackyourmeds.org](http://takebackyourmeds.org) for details on the types of medication accepted.

## Free Hazardous Waste Disposal

### Snohomish County Household Hazardous Waste Facility

3434 McDougall Ave.

Everett 98201-5041

425-388-3425

[www.snoco.org](http://www.snoco.org)

Drop off old or unused household chemicals. Look for CAUTION, POISON, WARNING, DANGER, CAUSTIC, COMBUSTIBLE, FLAMMABLE or CORROSIVE on the label, or for chemical symbols.

### What to Bring:

- Aerosol cans (*with contents; if empty, recycle in blue cart*)
- Antifreeze
- Automotive fluids
- Batteries
- Bleach
- Drain cleaner
- Fluorescent bulbs/tubes
- Gasoline/diesel

- Herbicides
- Insecticides
- Oil-based paint, varnish and stain
- Paint thinner
- Propane tanks

### What NOT to Bring:

- Appliances
- Electronics
- Explosives
- Latex-based paint
- Medical waste
- Medicine/drugs\*
- Prescription medication\*

\* For medicine disposal locations, visit [www.takebackyourmeds.org](http://www.takebackyourmeds.org)

### Wednesday - Saturday

7:30 a.m. to 4:00 p.m.

Households: No fee

Businesses: Call for fees

**It's easy...  
just drive in,  
drop off and go!**

[www.wmnorthwest.com/snohomishcounty](http://www.wmnorthwest.com/snohomishcounty)

© 2015 WM Intellectual Property Holdings, L.L.C.

**1-800-592-9995**

# COMMUNITY RECYCLING OPTIONS

Many items are reusable or recyclable, but **do not** belong in the garbage or in your curbside recycling cart. Here are some recycling options for a variety of materials. Please contact businesses for current rates, hours and restrictions.

## Comprehensive Local Recycling Database

### ■ Washington State Recycling Database

1-800-RECYCLE (732-9253)

[www.1800recycle.wa.gov](http://www.1800recycle.wa.gov)

## Plastic Bags

Clean plastic bags, dry cleaning bags and other types of film plastic can be recycled at most grocery stores. Visit [plasticbagrecycling.org](http://plasticbagrecycling.org) for locations and information.



## Latex Paint

Latex paint is no longer considered hazardous waste. It can be placed in your garbage, but only if it is solidified first.

Mix in cat litter, shredded paper, sawdust or paint hardener. Once paint no longer 'flows,' leave the lid off the can and place in your regular garbage. (*Oil-based paint needs to be taken to the Snohomish County Household Hazardous Waste Facility for proper disposal — see Hazardous Waste page.*)



## Clothing & Household Goods

## Used Cooking Oil

Used cooking oil can be recycled into biodiesel. Pour cold oil into containers with tight-fitting lids, and drop-off at cooking oil collection stations.

### Drop-Off Location

#### ■ Snohomish County Household Hazardous Waste Facility

3434 McDougall Ave.  
Everett 98201-5041  
425-388-3425



Second hand stores and clothing banks will accept clothing and household goods in reusable condition.



For additional drop-off locations visit  
[www.generalbiodiesel.com/](http://www.generalbiodiesel.com/)

## Packing Peanuts

Most mailing stores (such as the UPS stores) accept clean packing peanuts for reuse. Block foam packaging can be dropped off for recycling at participating locations.



## Online Materials Exchange

Reusable household items can be sold or given away. Try posting a free ad. You will be amazed at what other people might want.

- The Freecycle Network: [www.freecycle.org](http://www.freecycle.org)
- Craigslist: [www.craigslist.org](http://www.craigslist.org)
- 2Good2Toss: [www.2good2toss.com](http://www.2good2toss.com)



# COMMUNITY RECYCLING OPTIONS

## Bulky Materials

Bulky item collection service is available through Waste Management for a fee. Please call **1-800-592-9995** for rates for specific items and to schedule a pick-up.

## Scrap Metal

### ■ Snohomish County

solid waste facilities offer free scrap metal recycling for residents only.

Businesses may recycle at the locations listed below. Before visiting, always call for acceptance policies and pricing.



### ■ Ace Metal Co., Inc.

Mukilteo  
425-493-6802  
Non-ferrous metal only.

### ■ Arrow Metal Corp.

Woodinville  
425-481-1828  
Accepts non-ferrous & ferrous metal including appliances.

### ■ Big C Recycling

Monroe  
360-805-9078  
Accepts non-ferrous metals such as aluminum, brass, copper, lead.

### ■ Diversified Recycling Service

Everett  
425-339-2676  
Accepts clean aluminum scrap or cans.

### ■ Eastbury Salvage Metal & Auto Wrecking

Tulalip  
360-659-1540  
Accepts non-ferrous & ferrous metals including car bodies, appliances, certified freezers & refrigerators.

## Appliances

- **PUD Refrigerator/Freezer Recycling Program with JACO Environmental**  
Snohomish County PUD customers can schedule a free pickup: 1-877-577-0510.



Refrigerators and freezers contain coolant and must be handled by trained professionals.

## Building and Remodeling Materials

Reusable building materials such as cabinets, doors, floor coverings, hardware and fixtures, paint, plumbing, roofing and siding can be donated. Call ahead for hours and restrictions.

- **Habitat for Humanity of Snohomish County Home Improvement Store**  
2302 Broadway, Everett  
425-903-4430  
Wednesday thru Saturday  
10:00 a.m. to 5:00 p.m.  
[www.habitatsnohomish.org](http://www.habitatsnohomish.org)

## Asphalt, Brick, Concrete, Dirt, Sod, Sand, Gravel & Rocks

Concrete, brick and asphalt can be recycled for a fee. Call ahead for hours, fees and restrictions.

- **CEMEX**  
6300 Glenwood Ave  
Everett, WA 98203  
425-348-6346
- **Pacific Topsoils - Smith Island**  
3000 Frontage Rd  
Everett, WA 98205  
425-337-2700



720 4th Ave., Suite 400  
Kirkland, WA 98033

1-800-592-9995  
Monday-Friday 7 a.m. – 5 p.m.  
Saturday 8 a.m. – 12 p.m.  
Información en Español

Online Billing: [www.wm.com/pay-my-bill](http://www.wm.com/pay-my-bill)  
**[www.wmnorthwest.com/snomishcounty](http://www.wmnorthwest.com/snomishcounty)**