



# Spokane County

2023-24 Collection Calendar and Service Guide

# RECYCLING

Please do not bag. Place these loose items in your recycling cart.



**Plastic Bottles, Jugs**



**Flattened Cardboard & Paperboard**



**Paper**



**Food & Beverage Cans**



## **Glass Bottles & Containers**

Have glass to recycle? **Do not place it in your recycling cart. Take it to one of the Residential Recycling and Household Hazardous Waste drop off locations listed.** These transfer station facilities accept recycling (including glass) and household hazardous waste at no extra cost.

## **Extra Recycling:**

Place extra recyclables in a bin or cardboard box at the curb next to your recycling cart. *There is a charge for extra recycling.*

## **KEEP OUT of Your Recycling\***


- ✘ NO plastic bags
- ✘ NO foam cups & packaging
- ✘ NO hazardous waste
- ✘ NO medical waste
- ✘ NO syringes
- ✘ NO batteries
- ✘ NO diapers
- ✘ NO liquids
- ✘ NO fuel tanks
- ✘ NO computers + tvs
- ✘ NO shredded paper
- ✘ NO aluminum foil
- ✘ NO plastic berry containers
- ✘ NO broken dishes, glass, ceramics or window glass
- ✘ NO paper cups and milk cartons

\*Contamination charges may be applied if your recycling cart contains non-recyclable items.

# COMPOST

AVAILABLE BY SUBSCRIPTION

Sign up for compost service by phone **1-877-466-4668** or by chat at <https://www.wm.com/us/en/support> Email [pnwrsservices@wm.com](mailto:pnwrsservices@wm.com)



**Food Scraps**







**Yard Trimmings**



**Food-Soiled Paper**



## KEEP OUT of Your Compost

-  NO plastic bags or containers
-  NO glass or metal
-  NO liquids
-  NO "compostable" serveware or bags
-  NO fat, oil or grease
-  NO diapers or pet waste

## Compost Tips:

- In your kitchen, gather food scraps in a colander or strainer, reusable container with a lid or a paper bag.
- Empty into your outdoor yard/food cart frequently.
- Layer food scraps with yard waste or newspaper to absorb liquids.

## Extra Yard Waste:

There is a charge for extra yard waste that doesn't fit in your container with the lid closed. Put extra yard waste only in:

- Cans with handles (32 gal., 65 lb. limit)
- Label cans "Yard"
- Bundle tied with twine (4'x2' limit)
- Paper leaf bags



# Caution. Danger. Warning. Poison.

These four words are on the labels of many products we use in our homes and businesses and are considered hazardous. Take these items to a Spokane County Hazardous Waste Drop-Off location for proper disposal.

## ACCEPTED ITEMS

- Aerosol cans (*with contents; if empty, dispose in the garbage*)
- Automotive products (*antifreeze, brake fluid, gasoline, motor oil; do not mix any fluids — limit 5 gallons per visit*)
- Batteries (*all types*), automotive batteries
- Fluorescent light bulbs/tubes & CFL's (*limit 10 per visit*)
- Household cleaners (*ammonia, bleach*)
- Pesticides & garden chemicals
- Propane tanks
- Products that contain mercury (*thermometers, thermostats*)
- Thinners & solvents (*limit 5 gallons per visit*)
- Bins are available for donating reusable clothing and books.

For more information on what's accepted visit



To recycle paint, visit [paintcare.org](http://paintcare.org) to find a convenient drop off location near you. Items include latex and oil based paints, stains, and coatings. No glues or tars are accepted.

## Residential Recycling and Household Hazardous Waste Drop-Off Locations

- **North County Transfer Station**  
22123 N Elk-Chattaroy Rd  
Colbert, WA 99005
- **Valley Transfer Station**  
3941 N Sullivan Rd  
Spokane Valley, WA 99216
- **City of Spokane WTE**  
2900 S Geiger Blvd  
Spokane, WA 99224



509-477-6800

[spokanecounty.org/1659/solid-waste](http://spokanecounty.org/1659/solid-waste)

## Food Storage Tips



### Counter:



- Tomatoes and fruits that need to ripen first such as avocados, melons, pears and stone fruit. (once ripe, refrigerate)
- Store bananas away from other fruit – they give off a gas that ripens nearby fruit faster. (keep bananas connected)
- Store basil upright in a glass of water, cover top loosely with plastic bag.

### Pantry/Cupboard:



- Garlic, winter squash and eggplant.
- Keep onions and potatoes separate from one another in a cool, dark place. Onions make potatoes sprout faster.

### Freezer:

- Put bread in freezer if you won't use it up in a week.

### Fridge:



- Apples and pears
- Berries, cherries, grapes and citrus fruit
- Leafy greens (in airtight container)
- Broccoli, cauliflower, carrots, parsnips (store in breathable or loosely sealed bag)
- Cucumbers, peppers (loose in drawer)
- Radishes, beets, carrots (remove leafy tops before storing, leave about an inch of stem)
- Zucchini, summer squash
- Other herbs, besides basil



M-F 7AM-7PM  
Sat 8AM-12PM

Visit [wmnorthwest.com/spokane](http://wmnorthwest.com/spokane)  
and use our chat service for:

- Missed collection or damaged containers
- Collection rates or service subscription
- Rates, billing and service information
- Bulky item collection
- Construction/demolition containers
- Disabled service options
- Vacation service hold

## COLLECTION GUIDELINES

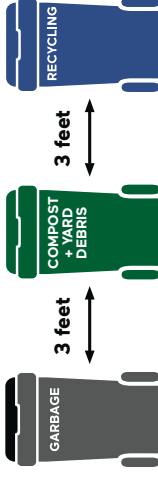
Spokane County residents receive weekly garbage service. Recycling is collected every other week. Yard waste service is available by subscription.

### Please follow these guidelines to ensure collection.

- Please place containers at the curb by **6:00 a.m.**
- Three (3) feet apart with lids opening toward street
- At least three (3) feet from cars, trees, mailboxes
- Wheels as close to the road as possible
- Please remove containers as soon as possible after collection
- Do not overstuff your carts. All materials must fall freely into the truck

### Maximum allowable weights:

- 20-gallon cart – 35 lbs
- 35-gallon cart – 60 lbs
- 60-gallon cart – 120 lbs
- 90-gallon cart – 145 lbs



## DO MORE WITH MY WM

WM is committed to finding ways to make your service more efficient, effective and effortless to manage. Please create your My WM profile by visiting [wm.com](http://wm.com).



**Easily view your collection schedule** and stay informed of Service Alerts and schedule changes.

**Receive real-time notifications** and view images so you are always in the know.

**Manage your billing** by viewing payment history, changing your payment method or enrolling in AutoPay and Paperless billing.

**Download the My WM mobile app** to have your service and account information at your fingertips.

[www.wm.com/us/en/my-wm-mobile-app](http://www.wm.com/us/en/my-wm-mobile-app)



11321 E. Indiana Road  
Spokane Valley, WA 99206

**1-877-466-4668**

(M-F 7AM-5PM, SAT 9AM-1PM)  
Información en Español

[wmnorthwest.com/spokane](http://wmnorthwest.com/spokane)

Online Billing: [www.wm.com/pay-my-bill](http://www.wm.com/pay-my-bill)

PRSR STD  
U.S. POSTAGE  
**PAID**  
TACOMA, WA  
PERMIT NO. 572

### WM Mobile App

Use the WM app to manage your account and check your collection schedule on the go. Available for Apple or Android: [wm.com/wm-mobile.jsp](http://wm.com/wm-mobile.jsp)



### ALWAYS KNOW WHICH BIN IS THE RIGHT BIN.

Download the WM CartWise app for iPhone or Android. Or try it out at [wmnorthwest.com/spokane/](http://wmnorthwest.com/spokane/)

